

Template for Figures

The examples for figures will assist our authors to format the figures according to the need of the manuscript for Innovare Journal of Education. It will guide for font type, font size, axis title etc. All these figures have taken from samples papers available on the website of APA 7.0 guidelines.

<https://apastyle.apa.org/style-grammar-guidelines/paper-format/sample-papers> and Published manuscripts in IJOE.

The full credit goes to APA.

Figure 1

Resting Metabolic Rate of Women FSPE Students and the Profile Model Student

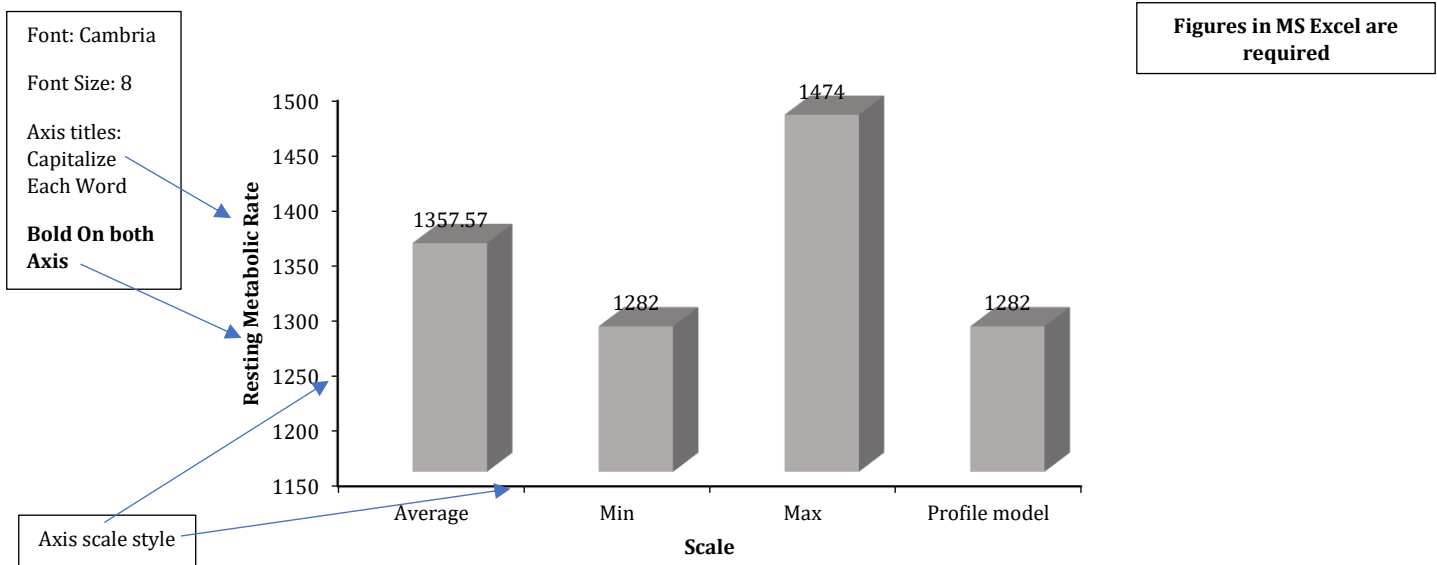
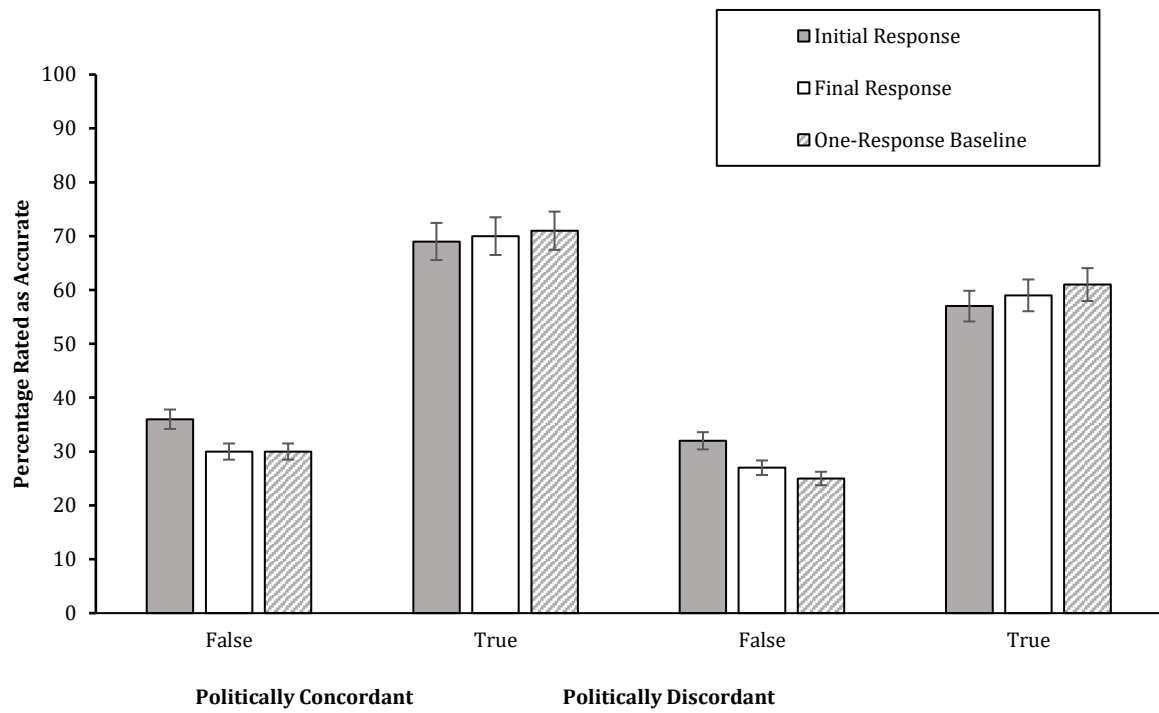


Figure 2

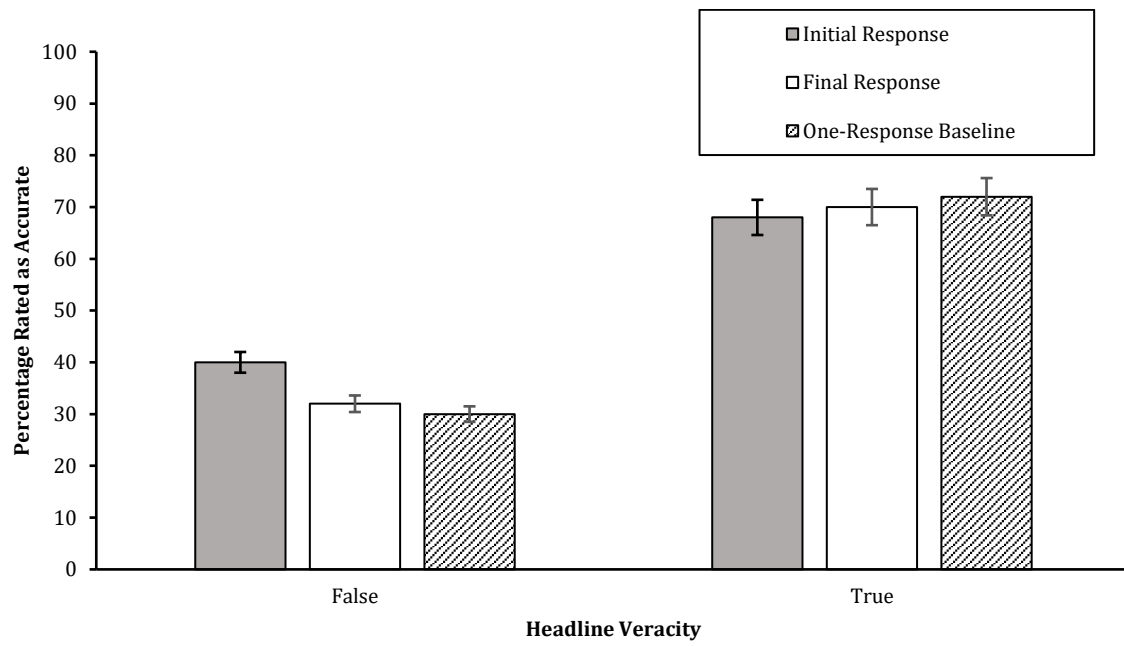
True and False Political Headlines Rated as Accurate Across Conditions and Political Concordance



Note. Error bars are 95% confidence intervals.

Figure 3

True and False Politically Neutral Headlines Rated as Accurate Across Conditions



Note. Error bars are 95% confidence intervals.

Figure 4
Stages of the Project Sequence

DISCOVER			DEVELOP				DELIVER			
		BRAINSTORM	PLAN	SYNTHESIZE			DRAFT	REVISE		REFLECT
Stage	1	2	3	4	5	6	7			
Framing	How do scholars communicate?	What conversation should I join?	How will we collaborate as a team of scholars?	What are scholars discussing? What could we add?	What is each scholarly voice adding to the conversation?	How can we join that dialogue?	Join the conversation			
	Introduce scientific thinking as a conversation	Identify topic & partner	Build collaboration plan	Explore the literature Develop RQ	Analyze model texts Organize previous literature	Develop a novel argument	Draft literature review	Peer Review Revise	Peer Review Revise	Reflect on Process
Activities	Case Study: A Teen Offender	Speed Dating Activity	Team-Building Activity	Library Workshop RQ Gallery-Walk	"Moves" of a Literature Review Workshop		Dialogue Activity Sticky-Note Activity	Large Group Workshop Peer Review	Small-Group Workshops Peer Review	Class Discussion
Assignments	Court Brief	Elevator Speech	Collaboration Contract	Initial RQ	Annotation & Annotation Responses	Synthesis Matrix Revised RQ	Draft 1		Draft 2	Final Draft Reflection Letter

Note. Each stage was framed around the scholarly conversation and designed to help students build critical thinking and communication skills. RQ = research question. Adapted from *PUBPOL 850: Using Human-Centered Design*, by T. Allin and B. Meyer, 2021, Duke University Bass Connections (<https://bassconnections.duke.edu/using-human-centered-design>). Copyright 2020 by Duke University.

Figure 5

Categories Representing the Construction of Smartphone Use in the Context of the Self

