

Original Article

DEVELOPMENT AND VALIDATION OF AN ULTRA PERFORMANCE LIQUID CHROMATOGRAPHIC METHOD FOR ASSAY OF ALFUZOSIN HYDROCHLORIDE IN BLEND SAMPLE

P.RAVI KUMAR REDDY^{1*}, V. KRISHNA REDDY¹, E.SASIKIRAN GOUD², Y. RAMACHANDRA REDDY³

Sri Krishnadevaraya University, Department of chemistry, Anantapur, A.P, India. Email: vankakrishna88@gmail.com

Received: 31 Dec 2013 Revised and Accepted: 11 Feb 2014

ABSTRACT

Objective: The main objective of current study is to develop and validate UPLC method, simple, precise, accurate and specific chromatographic method for the determination of assay of alfuzosin hydrochloride in blend sample.

Methods: An ultra performance liquid chromatography instrument and Inertsil ODS-3, 3.0 x 50 mm, 2 μ were used for determination of alfuzosin hydrochloride. The flow rate of 1.0 mL/min was set with isocratic, the temperature of column compartment maintained at 25°C and Ultra violet detection done at 245nm wavelength. The injection volume was 5 μ L. The alfuzosin hydrochloride peaks eluted at 1.303 minute and run time was set as about 2 minutes.

Results: The correlation coefficient (≥ 0.999) shows the linearity of response against concentration over the range of 10 to 300%. The observed result shows that the method was rapid, precise, accurate and simple. The method was validated as per ICH guidelines.

Conclusion: The developed and validated ultra performance liquid chromatographic method was suitable for determination of assay of alfuzosin hydrochloride in pharmaceutical formulations which is more useful with respect to regular laboratory analysis. The novelty of present work is first UPLC method developed and validated. This method can be conveniently used in a quality control laboratory for routine analysis of assay of alfuzosin hydrochloride.

Keywords: Alfuzosin hydrochloride, Method development, UPLC, Validation.

INTRODUCTION

Alfuzosin hydrochloride is an α_1 -adrenoreceptor blocker. It is used in the symptomatic treatment of urinary obstruction caused by benign prostatic hyperplasia and has been tried in the treatment of hypertension. Alfuzosin hydrochloride is chemically designated as N-{3- [(4-Amino-6, 7-di methoxy quinazolin-2-yl(methyl) amino)propyl] tetrahydro-2-furamide hydrochloride [1]. The empirical formula of alfuzosin hydrochloride is $C_{19}H_{27}N_5O_4 \cdot HCl$. The molecular weight of alfuzosin hydrochloride is 425.9. Alfuzosin hydrochloride is a white to off-white crystalline powder that melts at approximately 240°C. It is freely soluble in water, sparingly soluble in alcohol, and practically insoluble in dichloromethane.

Few analytical methods have been reported for the determination of alfuzosin in pharmaceuticals and biological fluids. Alfuzosin was determined in human plasma by HPLC-tandem mass spectrometry [2], chiral mobile phase HPLC for chiral separation of three new enantiomers of alfuzosin, doxazosin and terazosin [3] and HPLC methods using fluorescence detection [4-8]. Voltammetric methods [9]. Extractive spectrophotometric procedures are popular for their sensitivity in the assay of drugs and, therefore, ion-pair extractive spectrophotometry has received considerable attention for the quantitative determination of many pharmaceutical compounds [10-13]. The present work describes a simple, isocratic method for the determination of alfuzosin hydrochloride in tablets as for ICH guidelines [14-17].

MATERIALS AND METHODS

Chemicals

Qualified standards and samples of alfuzosin hydrochloride were obtained from local laboratories and were used without any further purification. The chemicals like tetrahydrofuran, Acetonitrile and perchloric acid were purchased from Merck, Mumbai. Millipore water generated from TK water system. The analytical column used was Inertsil ODS-, 3.0 x 50 mm, 2 μ

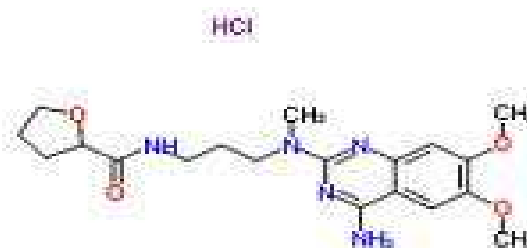


Fig. 1: Structure of alfuzosin hydrochloride

Instruments

An Acquity UPLC system manufactured by Waters which consist of photo diode array (PDA) detector, quaternary solvent manager, Sample manager, column heating compartment was used for assay determination of alfuzosin hydrochloride. UPLC instrument was controlled by Waters Empower chromatographic software. A Inertsil ODS-, 3.0 x 50 mm column with particle size of 2 μ m was used as stationary phase for chromatographic separation and determination of Alfuzosin hydrochloride. Sartorius semi micro analytical balance was used for all weighing, Thermo pH meter was used for buffer pH adjustment and Bandelin sonicator used to dissolve the standard, sample and were centrifuged by using Hermle centrifuge machine.

Standard preparation

Weighed accurately 25.0 mg of alfuzosin hydrochloride working standard and transferred into a 250 ml volumetric flask, add 50 ml of acetonitrile and 100 ml of water sonicate to dissolve. Dilute to volume with water and mix well.

Sample preparation

Transferred the pellets equivalent to 25 mg of alfuzosin hydrochloride into a 250 ml volumetric flask. Add 50 ml of acetonitrile keep on a cyclomixer for 5 minutes. Add 100 ml of water

and kept on a cyclomixer for 5 minutes and then sonicate for 30 minutes with intermediate shaking. And then made up to the volume with water and mix. Centrifuged a portion of the sample at 3500 rpm for 15 minutes. Filtered the sample through 0.45 μ filter.

Chromatographic conditions

The chromatographic column used Inertsil ODS-3 with dimensions of 3.0 x 50 mm with 2 μ m particle size. The isocratic method was employed with the mobile phase mixture of tetrahydrofuran, acetonitrile, water and perchloric acid in the ratio of 10:220:770:1 (v/v). The column temperature was maintained at 25.0°C and detection was monitored at a wavelength of 245 nm. Injection volume was 5 μ l and the mobile phase flow was set at 1.0 mL/min. The acetonitrile and water in the ratio of 1:4 v/v used as a diluent for preparation of solutions.

METHOD VALIDATION

The developed method for determination of alfuzosin hydrochloride was validated for system suitability along with method selectivity, specificity, linearity, range, precision, accuracy, ruggedness, robustness according to the ICH guidelines.

Method validation parameters

The system suitability was conducted using standard preparation and evaluated by injecting five replicate injections. Specificity is the ability of analytical method to assess un equivocally the analyte in the presence of component that may be expected to be present. Performed the specificity parameter of the method by injecting Diluent, placebo into the chromatographic system and evaluated by show any peak at the retention time of analyte. Performed the linearity with alfuzosin hydrochloride in the range of 10 to 300% of specification limit. Recorded the area response for each level and calculated slope, intercept & correlation coefficient. Also performed precision at higher level by injecting six times into the chromatographic system.

The precision of an analytical method is the degree of agreement among individual test results when the method is applied repeatedly to multiple sampling of homogeneous sample. The precision of analytical method is usually expressed as the standard deviation or

relative standard deviation of series of measurements. The system precision was conducted using alfuzosin hydrochloride and evaluated by making six replicate injections. The Accuracy of the method by recoveries of alfuzosin hydrochloride sample solutions at different concentration levels ranging from 10 to 300%.The robustness of an analytical method is a measure of its capacity to remain unaffected by small but deliberate variations in method parameters and provides an indication of its reliability during normal usage.

RESULTS AND DISCUSSION

Optimization of chromatographic conditions

Method development includes selection of appropriate chromatographic conditions/factors like detection wave length, selection and optimization of stationary and mobile phases. The wavelength of 245 nm was selected due to it produces less noise, which minimizes problems that may exhibit around the active ingredient when attempting to quantify alfuzosin hydrochloride. Preliminary development trials were performed with various ODS columns of different types and dimensions from different manufacturers were tested for the peak shape and the number of theoretical plates for specification concentrations. Finally by switching to Inertsil ODS-, 3.0 x 50 mm, 2 μ , column there a significant improvement in the peak shapes with 1.5 tailing factor.

System suitability

The RSD from five replicate injections of standard preparation was 0.1 %. Tailing factor for alfuzosin hydrochloride peak was 1.5.

Selectivity

Performed the specificity parameter of the method by injecting diluent, standard preparation sample preparation and placebo preparation into the chromatographic system and recorded the retention times. Specificity study of the method proved no peak observed at retention time of alfuzosin hydrochloride. Specificity results of alfuzosin hydrochloride given in the below

Table-1.The selectivity chromatograms shown in the Figures 2-5

Table 1: Selectivity results of alfuzosin hydrochloride

Solution	Retention Time in (min)
Diluent	-
Placebo	-
Standard preparation	1.306
Sample as such	1.317

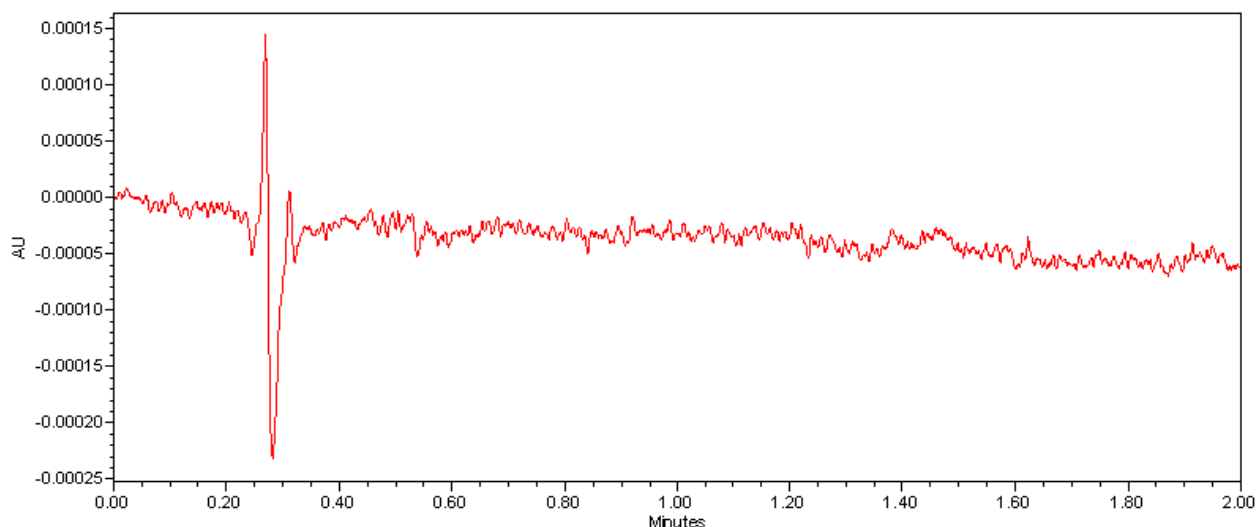


Fig. 2: Chromatogram of blank

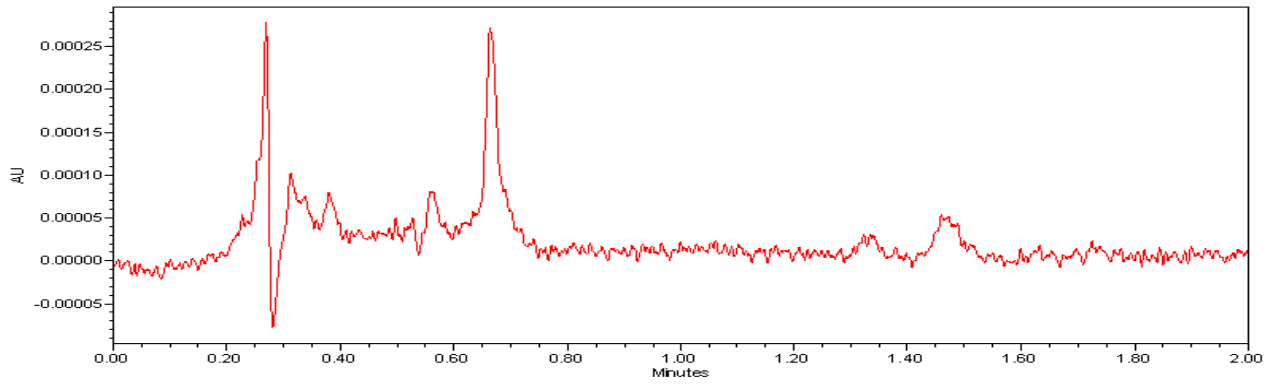


Fig. 3: Chromatogram of placebo

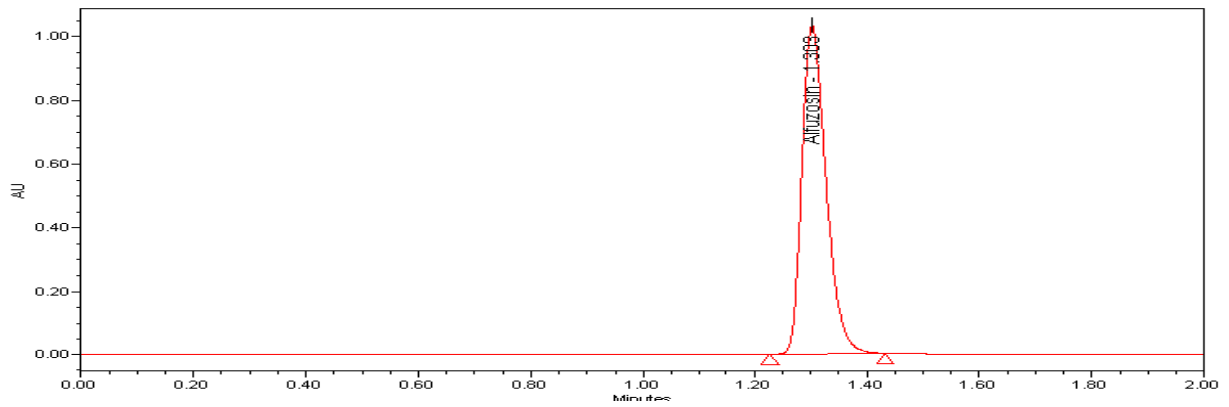


Fig. 4: Chromatogram of alfuzosin hydrochloride standard

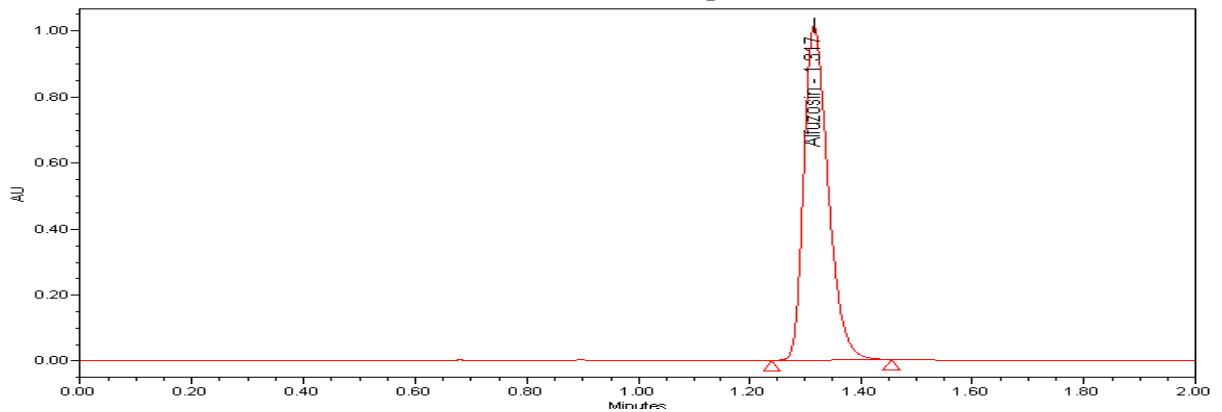


Fig. 5: Chromatogram of alfuzosin hydrochloride sample

Linearity

To demonstrate the linearity with alfuzosin hydrochloride standard in the range of 10 to 300% of specification limit. Correlation coefficient of alfuzosin hydrochloride was 0.9998. The linearity results shown in the below Table -2.

Accuracy

Accuracy study found that the mean % of recovery was more than 97.0% and less than 103.0% at each level 10 to 300% of concentration levels, hence method is accurate. The accuracy results are given Table- 3.

Table 2: Linearity results of alfuzosin hydrochloride

S. No.	Concentration in ppm	Area Response
1.	10	380326
2.	50	1857895
3.	100	3737830
4.	150	5518170
5.	200	7472364
6.	300	10883041

Table 3: Accuracy results

S. No.	Level in %	% Mean Recovery
1.	10	99.84
2.	50	100.46
3.	100	100.19
4.	150	102.05
5.	200	101.67
6.	300	100.99

Table 4: Precision results

S. No.	Preparation No.	% Assay of alfuzosin
1	Preparation No - 1	98.62
2	Preparation No - 2	98.40
3	Preparation No - 3	98.23
4	Preparation No - 4	98.02
5	Preparation No - 5	97.62
6	Preparation No - 6	97.90
Average %	Assay of Alfuzosin	98.13
% Relative	Standard Deviation	0.37

Precision

The precision of test method was validated by assaying six samples prepared on alfuzosin hydrochloride and calculate relative standard deviation of Assay results. The precision results are given Table-4.

Robustness

The method robustness was studied by injecting the system suitability solution at change in the percentage of organic modifier (Acetonitrile), flow rate, and column temperature. The results were obtained as shown in the below Table-5

Table 5: Robustness results

Condition	Tailing factor	% RSD
Limits	NLT 2.0	NMT 2.0
Normal Condition	1.6	0.5
Flow rate 0.8mL/min	1.7	0.6
Flow rate 1.2mL/min	1.5	0.2
Column Temperature 20°C	1.6	0.5
Column Temperature 30°C	1.6	0.3
Organic phase +10.0%	1.6	0.4
Organic phase -10.0%	1.7	0.8

ACKNOWLEDGEMENT

The author thankful to department of chemistry, Sri Krishnadevaraya University, Anantapur, India for encouragement

CONCLUSION

A simple isocratic UPLC method has been developed and validated for the determination of assay of alfuzosin hydrochloride in blend sample. The developed method has been found to selective, sensitive, precise, robust and stability indicating. The method can be directly adopted in quality control laboratories for routine analysis with respect to determination and quantification of alfuzosin hydrochloride and also for the analysis of stability samples.

REFERENCES

- Parfitt K. The Complete Drug Reference. 32nd. Taunton, Massachusetts, USA: Pharmaceutical Press; 1999.
- Wiesner JL, Sutherland FCW, Van-Essen GH, et al. Selective, sensitive and rapid liquid chromatography-tandem mass spectrometry method for the determination of alfuzosin in human plasma. Journal of Chromatography-B. 2003; 788:361-368.
- Niu CQ, Ren LM. Chiral separation and preparation of three new antagonists of alpha1-adrenoceptors by chiral mobile phase HPLC. Yaoxue-Xuebao. 2002; 37: 450-453
- Carlucci G, Di-Giuseppe E, Mazzeo P. Determination of alfuzosin in human plasma by high-performance liquid chromatography with column-switching. Journal of Liquid Chromatography. 1994; 17: 3989-3997
- Rouchouse A, Manoha M, Durand A, Thénot JP. Direct high-performance liquid-chromatographic determination of the enantiomers of alfuzosin in plasma on a second-generation alpha1-acid glycoprotein chiral stationary phase. Journal of Chromatography-A. 1990; 506:601-610.
- Krstulovic AM, Vende JL. Improved performance of the second generation alpha1-AGP columns: applications to the routine assay of plasma levels of alfuzosin hydrochloride. Chirality. 1989; 1:243-245
- Guinebault P, Broquaire M, Colafranceschi C, Thénot JP. High-performance liquid-chromatographic determination of alfuzosin in biological fluids with fluorimetric detection and large-volume injection. Journal of Chromatography-A. 1986; 353:361-369.
- Yao HW, Jin Y, Li J, et al. Determination of alfuzosin in human plasma by RP-HPLC with fluorimetric detection. Yaowu Fenxi Zazhi. 2002; 22:127-129.
- Uslu B. Voltammetric analysis of alfuzosin HCl in pharmaceuticals, human serum and simulated gastric juice. Electroanalysis (NY) 2002; 14:866-870
- Abdelmageed OH, Khasaba PY. Spectrophotometric determination of clotrimazole in bulk drug and dosage forms. Talanta. 1993; 40:1289-1294
- Ashour S, Alkhalil R. Simple extractive colorimetric determination of levofloxacin by acid-dye complexation methods in pharmaceutical preparations. IL Farmaco. 2005; 60:771-775
- Botello JC, Perez-Caballero G. Spectrophotometric determination of diclofenac sodium with methylene blue. Talanta. 1995; 42:105-108

13. Sastry CSP, Rama Rao K, Siva Prasad D. Extractive spectrophotometric determination of some fluoroquinolone derivatives in pure and dosage forms. *Talanta*. 1995; 42:311-316
14. Validation of Analytical Procedures: Methodology (Q2B), ICH Harmonized Tripartite Guidelines, Geneva, 1996.
15. ICH Validation of analytical procedures: Text and methodology Q2(R1), International Conference on Harmonization, 2005.
16. ICH Stability Testing of New Drug Substances and Products Q1A (R2), International Conference on Harmonization, 2003.
17. ICH guidelines for impurities in new drug substances Text and methodology Q3A (R2), International Conference on Harmonization, 2006.